



Godets



raaco + Bien ranger donne des resultats



SOMMAIRE	PAGE
Système, lien et options	5
Aperçu des godets	
• Godets 55-série	6
• Godets 80-série	8
• Godets 150-série	9
• Godets 27-série	10
Trouver et configurer les godets pour:	
• Assorter 4x8	12
• Assorter 4x4	13
• Assorter 6-0	14
• Pocketbox	14
• Boxxser 55 4x4	15
• Boxxser 55 5x5	16
• Boxxser 55 6x6	17
• Boxxser 55 5x10	18
• Boxxser 80 5x10	19
• Boxxser 80 8x8	20
• CarryLite 4x8	21
• CarryLite 5x10	22
• CarryLite 150	23
• Compact	24
• Tiroir 250-3	25
• ToolCase - Plateau 55 XL	26



Aménager chaque
produit raaco à sa guise



Godets - Systèmes, combinaisons et flexibilité

D'une grande flexibilité, les produits peuvent être combinés non seulement au sein d'une même gamme, mais aussi entre les différentes gammes. Nous vous proposons de nombreuses possibilités de combinaison entre les malles de rangement Assorter aux formats A4, A5 et A6, les boîtes PocketBox, CarryLite et Boxxser, les boîtes à outils Compact, les malles ToolCase et le tiroir pour casier 250-3.

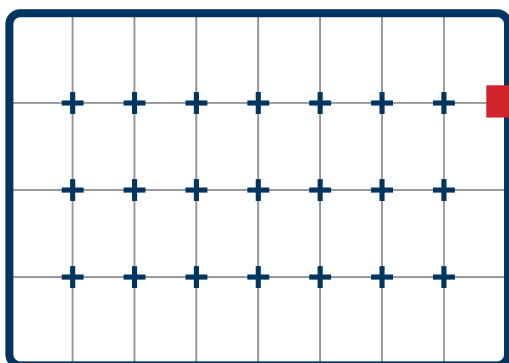
Grâce à la vaste sélection de godets, vous pouvez aménager votre produit raaco selon vos besoins et le réaménager tout aussi facilement. Les godets et le contenu restent bien en place grâce au système de montage spécifique.

En outre, les godets amovibles permettent de saisir facilement toutes les pièces, même les plus petites.

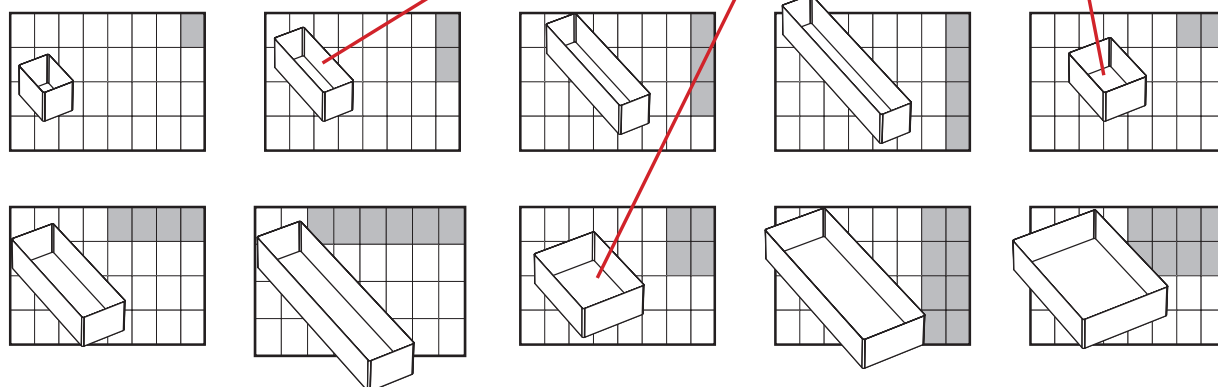
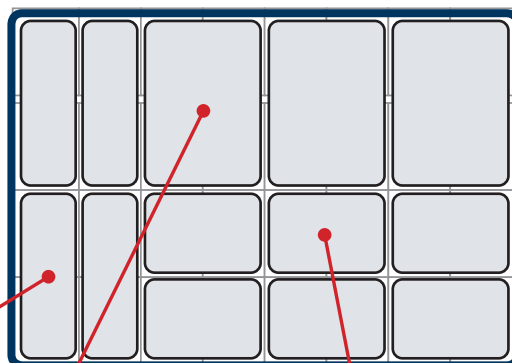
Les guides ci-après décrivent comment les malles, les tiroirs, boîtes à outils et Toolcase peuvent être aménagés. Le choix des godets dépend du produit à aménager.

Dans l'illustration du godet, un champ est grisé pour montrer le positionnement du godet.

Ci-après le tableau montrant la base d'une CarryLite 55 4x8



Ci-après un exemple de combinaison de 3 types de godets



Ces croquis montrent comment les champs sont couverts par chaque godet

Godets 55-série • Hauteur 47 mm

Godet 55 A9-1



Dim (HxLxP, mm): 47 x 39 x 55

Godet 55 A9-2



Dim (HxLxP, mm): 47 x 39 x 109

Godet 55 A9-3



Dim (HxLxP, mm): 47 x 39 x 163

Godet 55 A9-4



Dim (HxLxP, mm): 47 x 39 x 218

Godet 55 A8-1



Dim (HxLxP, mm): 47 x 55 x 79

Godet 55 A8-2



Dim (HxLxP, mm): 47 x 55 x 157

Godet 55 A8-3



Dim (HxLxP, mm): 47 x 55 x 235

Godet 55 A7-1



Dim (HxLxP, mm): 47 x 79 x 109

Godet 55 A7-2



Dim (HxLxP, mm): 47 x 79 x 218

Godet 55 A6-1



Dim (HxLxP, mm): 47 x 109 x 157

Godet 55 16x A9-1



Plateau de 16 godets A9-1

Godet 55 8x A9-2



Plateau de 8 godets A9-2

Godets 55-série • Hauteur 47 mm

Godet 55 6xA9-3



Plateau de 6 godets A9-3

Godet 55 4xA9-4



Plateau de 4 godets A9-4

Godet 55 8xA8-1



Plateau de 8 godets A8-1

Godet 55 4xA8-2



Plateau de 4 godets A8-2

Godet 55 3xA8-3



Plateau de 3 godets A8-3

Godet 55 4xA7-1



Plateau de 4 godets A7-1

Godet 55 2xA7-2



Plateau de 2 godets A7-2

Godet 55 2xA6-1



Plateau de 2 godets A6-1

Godets 80-série • Hauteur 69 mm

Godet 80 BA8-1



Dim (HxLxP, mm): 69 x 55 x 79

Godet 80 BA8-2



Dim (HxLxP, mm): 69 x 55 x 157

Godet 80 BA8-3



Dim (HxLxP, mm): 69 x 55 x 235

Godet 80 BA7-1



Dim (HxLxP, mm): 69 x 79 x 109

Godet 80 BA7-2



Dim (HxLxP, mm): 69 x 79 x 218

Godet 80 BA6-1



Dim (HxLxP, mm): 69 x 109 x 157

Godet 80 8xBA8-1



Plateau de 8 godets BA8-1

Godet 80 4xBA8-2



Plateau de 4 godets BA8-2

Godet 80 3xBA8-3



Plateau de 3 godets BA8-3

Godet 80 4xBA7-1



Plateau de 4 godets BA7-1

Godet 80 2xBA7-2



Plateau de 2 godets BA7-2

Godet 80 2xBA6-1



Plateau de 2 godets BA6-1

Godets 150-série • Hauteur 133 mm

Godet 150 A8-1



Dim (HxLxP, mm): 133 x 55 x 79

Godet 150 A7-1



Dim (HxLxP, mm): 133 x 79 x 109

Godet 150 A7-1½



Dim (HxLxP, mm): 133 x 79 x 163

Godet 150 A7-2½



Dim (HxLxP, mm): 133 x 79 x 272

Godet 150 A6-1



Dim (HxLxP, mm): 133 x 109 x 157

Godets 27-série • Hauteur 24 mm

Godet A71



Dim (HxLxP, mm): 24 x 79 x 109

Godet A73



Dim (HxLxP, mm): 24 x 79 x 109

Godet A75



Dim (HxLxP, mm): 24 x 79 x 109

Godet A78



Dim (HxLxP, mm): 24 x 79 x 109

Trouver et configurer les godets



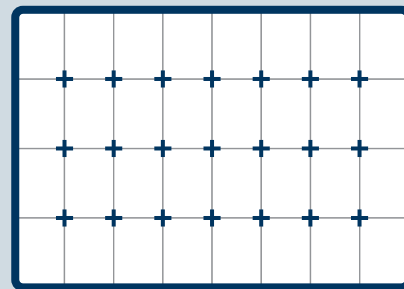
Godets pour Assorter 4x8



Assorter 55 4x8



Assorter 80 4x8

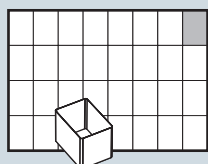


Les Assorter 4x8 se divisent en 32 champs

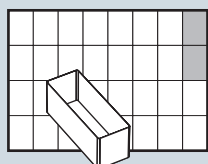
Ci-après les godets qui peuvent être utilisés ainsi que les champs qu'ils pourront couvrir dans le fond de la Assorter 4x8.

Godets série 55

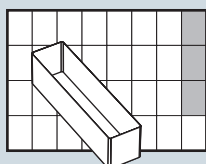
...utilisé pour Assorter 55 4x8



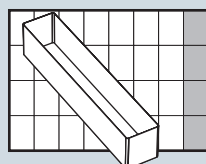
A9-1



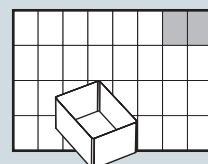
A9-2



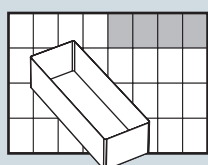
A9-3



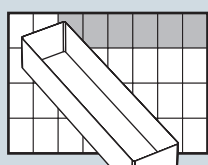
A9-4



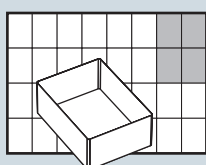
A8-1



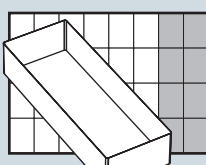
A8-2



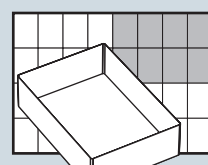
A8-3



A7-1



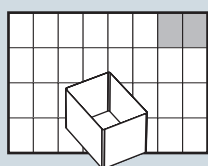
A7-2



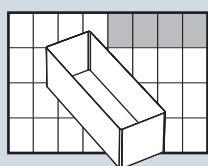
A6-1

Godets série 80

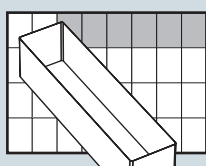
...utilisé pour Assorter 80 4x8



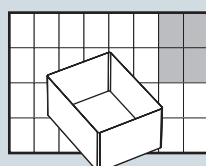
BA8-1



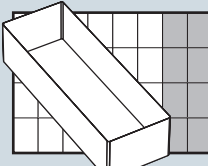
BA8-2



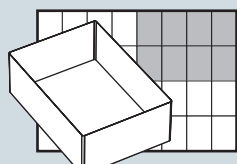
BA8-3



BA7-1

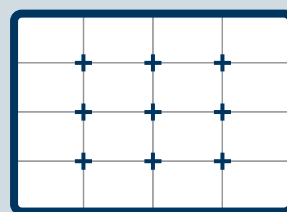


BA7-2



BA6-1

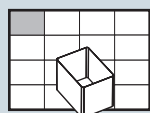
Godets pour Assorter 4x4



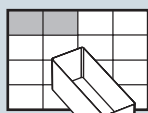
Les Assorter 4x4 se divisent en 16 champs

Ci-après les godets qui peuvent être utilisés ainsi que les champs qu'ils pourront couvrir dans le fond de la Assorter 4x4

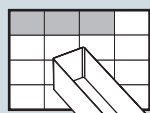
Godets série 55



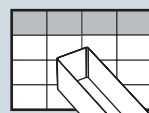
A9-1



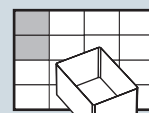
A9-2



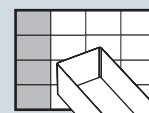
A9-3



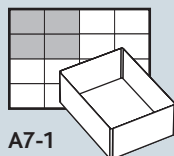
A9-4



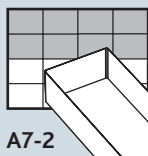
A8-1



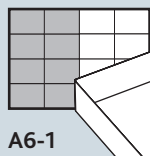
A8-2



A7-1



A7-2



A6-1

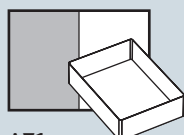
Godets pour Assorter 6x0



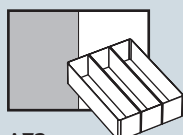
Les Assorter 6x0 est sans division

Ci-après les godets qui peuvent être utilisés ainsi que les champs qu'ils pourront couvrir dans le fond de la Assorter 6x0.

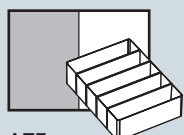
Godets série 27



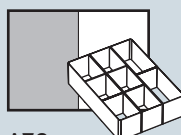
A71



A73




A75



A78

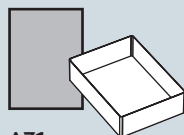
Godets pour Pocketbox



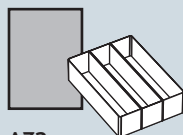
Le Pocketbox6x0 est sans division

Ci-après les godets qui peuvent être utilisés ainsi que les champs qu'ils pourront couvrir dans le fond de la Pocketbox.

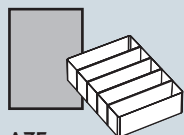
Godets série 27



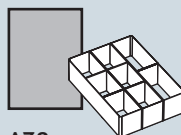
A71



A73

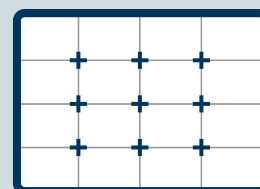



A75



A78

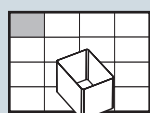
Godets pour Boxxser 55 4x4



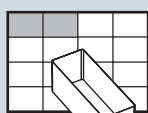
Le Boxxser 55 4x4 se divisent en 16 champs

Ci-après les godets qui peuvent être utilisés ainsi que les champs qu'ils pourront couvrir dans le fond de la Boxxser 55 4x4

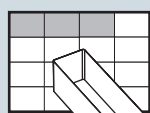
Godets série 55



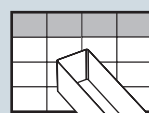
A9-1



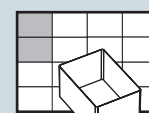
A9-2



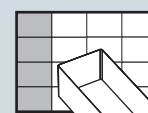
A9-3



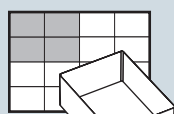
A9-4



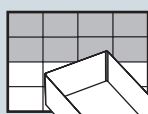
A8-1



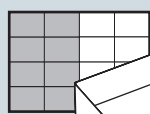
A8-2



A7-1

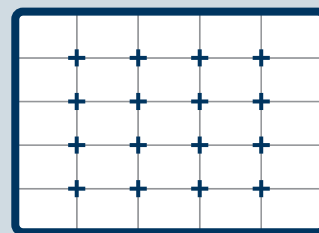


A7-2



A6-1

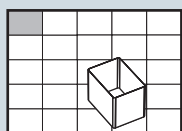
Godets pour Boxxser 55 5x5



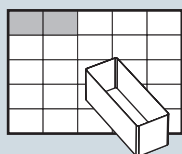
Le Boxxser 55 5x5 se divisent en 25 champs

Ci-après les godets qui peuvent être utilisés ainsi que les champs qu'ils pourront couvrir dans le fond de la Boxxser 55 5x5.

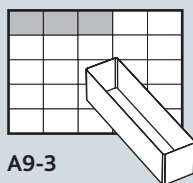
Godets série 55



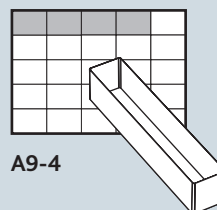
A9-1



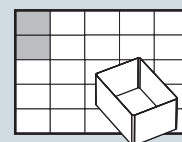
A9-2



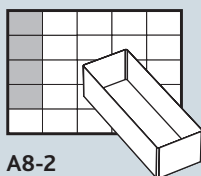
A9-3



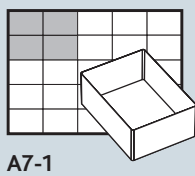
A9-4



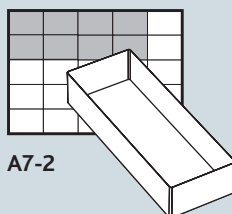
A8-1



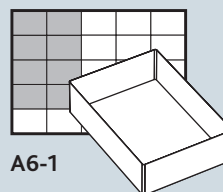
A8-2



A7-1

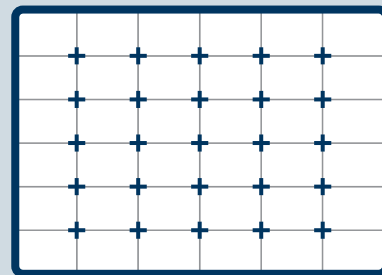


A7-2



A6-1

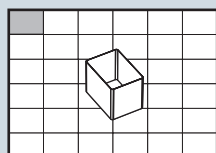
Godets pour Boxxser 55 6x6



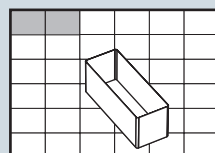
Le Boxxser 55 6x6 se divise en 36 champs

Ci-après les godets qui peuvent être utilisés ainsi que les champs qu'ils pourront couvrir dans le fond de la Boxxser 55 6x6

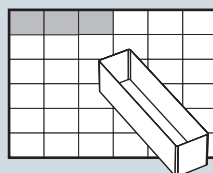
Godets série 55



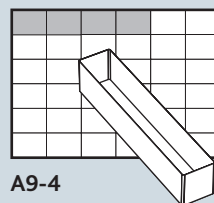
A9-1



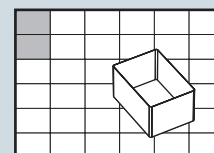
A9-2



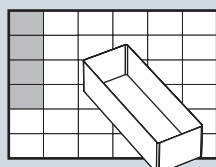
A9-3



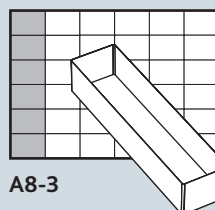
A9-4



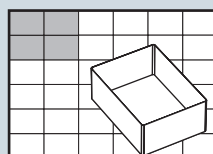
A8-1



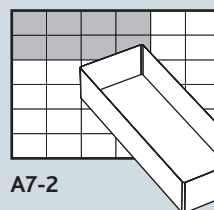
A8-2



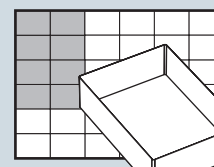
A8-3



A7-1




A7-2



A6-1

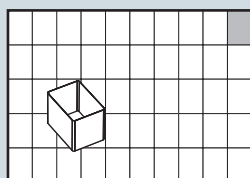
Godets pour Boxxser 55 5x10



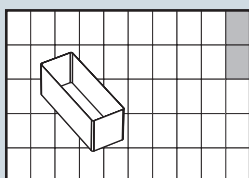
Le Boxxser 55 5x10 se divisent en 50 champs

Ci-après les godets qui peuvent être utilisés ainsi que les champs qu'ils pourront couvrir dans le fond de la Boxxser 55 5x10.

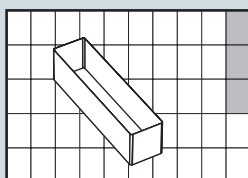
Godets série 55



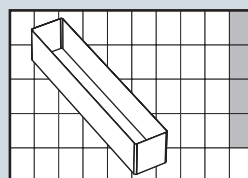
A9-1



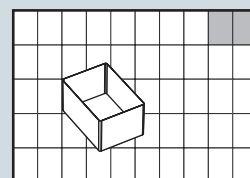
A9-2



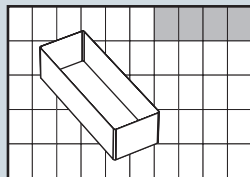
A9-3



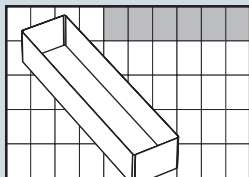
A9-4



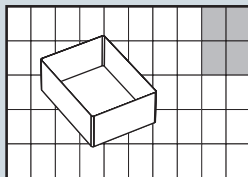
A8-1



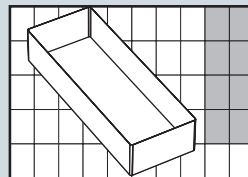
A8-2



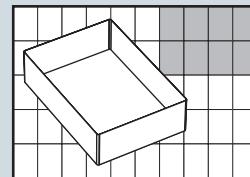
A8-3



A7-1




A7-2



A6-1

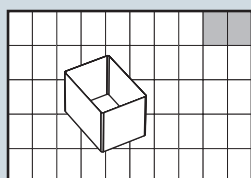
Godets pour Boxxser 80 5x10



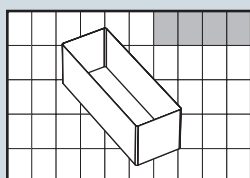
Le Boxxser 80 5x10 se divisent en 50 champs

Ci-après les godets qui peuvent être utilisés ainsi que les champs qu'ils pourront couvrir dans le fond de la Boxxser 80 5x10

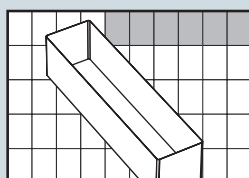
Godets série 80



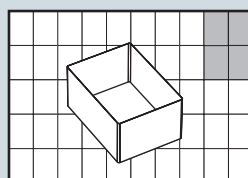
BA8-1



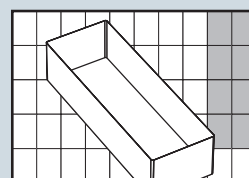
BA8-2



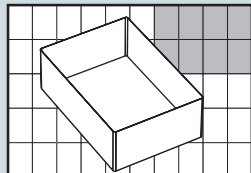
BA8-3



BA7-1




BA7-2



BA6-1

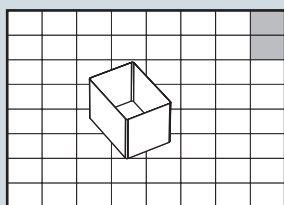
Godets pour Boxxser 80 8x8



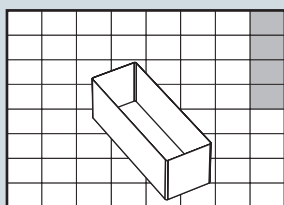
Le Boxxser 80 8x8 se divise en 64 champs

Ci-après les godets qui peuvent être utilisés ainsi que les champs qu'ils pourront couvrir dans le fond de la Boxxser 80 8x8.

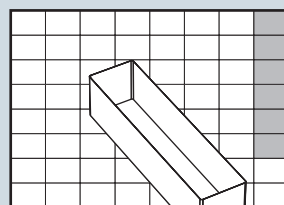
Godets série 55



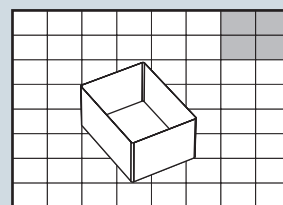
BA8-1



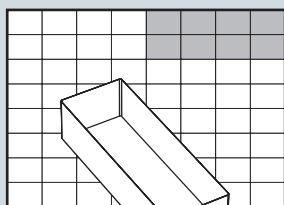
BA8-2



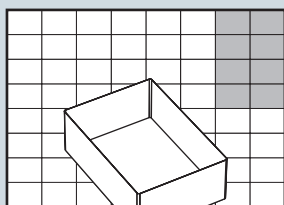
BA8-3



BA7-1



BA7-2



BA6-1

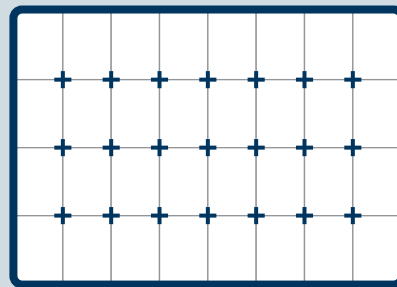
Godets pour CarryLite 4x8



CarryLite 55 4x8



CarryLite 80 4x8

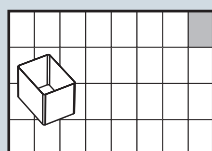


Les CarryLite 4x8 se divisent en 32 champs

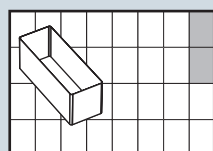
Ci-après les godets qui peuvent être utilisés ainsi que les champs qu'ils pourront couvrir dans le fond de la CarryLite 4x8

Godets série 55

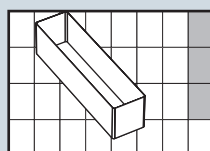
...utilisé pour CarryLite 55 4x8



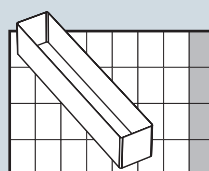
A9-1



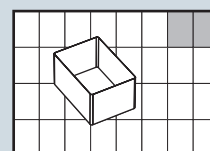
A9-2



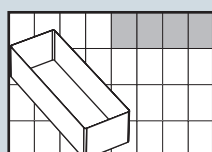
A9-3



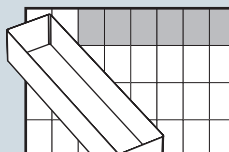
A9-4



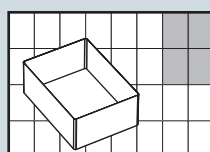
A8-1



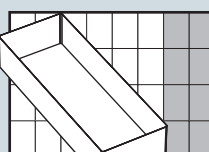
A8-2



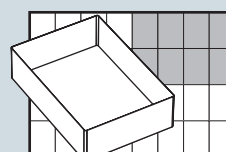
A8-3



A7-1



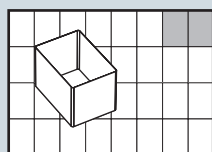
A7-2



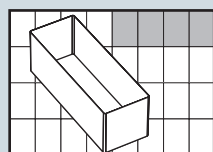
A6-1

Godets série 80

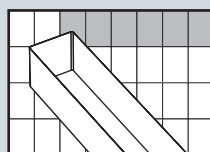
...utilisé pour CarryLite 80 4x8



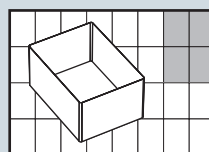
BA8-1



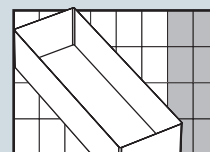
BA8-2



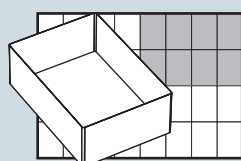
BA8-3



BA7-1



BA7-2




BA6-1

Godets pour CarryLite 5x10



CarryLite 55 5x10

CarryLite 80 5x10

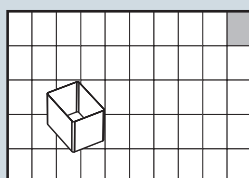


Les CarryLite 5x10 se divisent en 50 champs

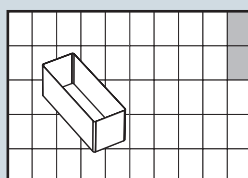
Ci-après les godets qui peuvent être utilisés ainsi que les champs qu'ils pourront couvrir dans le fond de la CarryLite 5x10.

Godets série 55

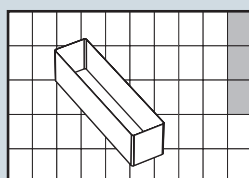
...utilisé pour CarryLite 55 5x10



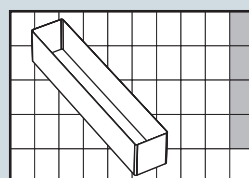
A9-1



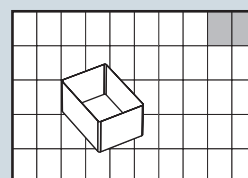
A9-2



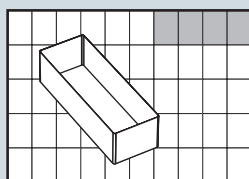
A9-3



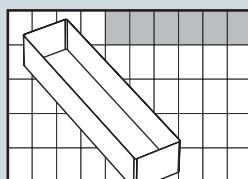
A9-4



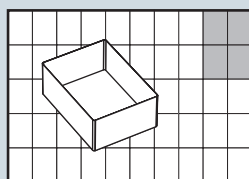
A8-1



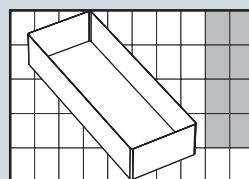
A8-2



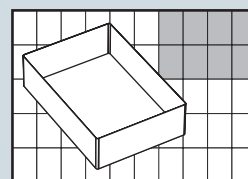
A8-3



A7-1



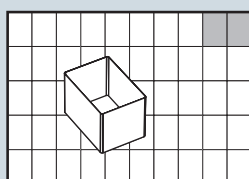
A7-2



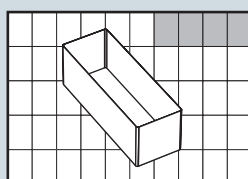
A6-1

Godets série 80

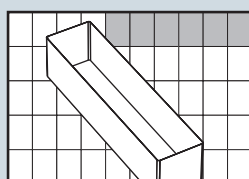
...utilisé pour CarryLite 80 5x10



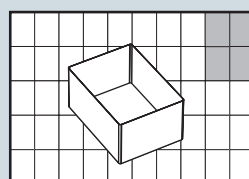
BA8-1



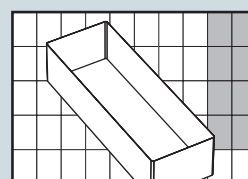
BA8-2



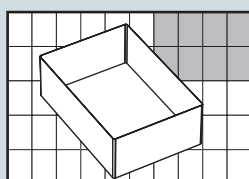
BA8-3



BA7-1




BA7-2



BA6-1

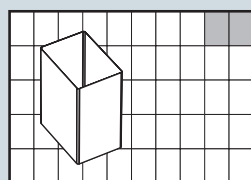
Godets pour CarryLite 150



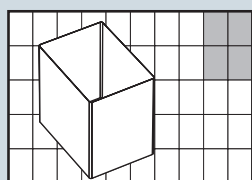
Les CarryLite 150 se divisent en 50 champs

Ci-après les godets qui peuvent être utilisés ainsi que les champs qu'ils pourront couvrir dans le fond de la CarryLite 150.

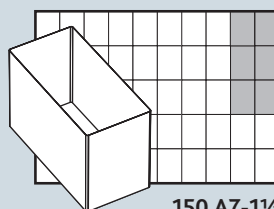
Godets série 150



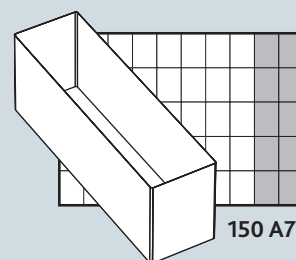
150 A8-1



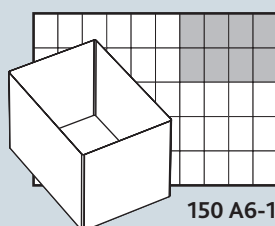
150 A7-1



150 A7-1½



150 A7-2½



150 A6-1

Godets pour Compact



Quel que soit la COMPACT que vous choisirez, vous pourrez l'adapter à vos besoins.

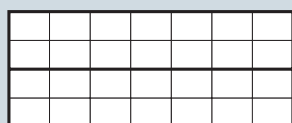
La boîte à outils est modulable grâce aux godets amovibles. Ceci permet un rangement facile et d'avoir une vue précise des contenus



Godets série 55 + Godets série 27

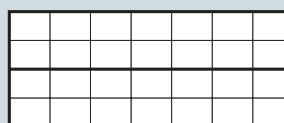
Compact 20 - 28 champs

Plateau

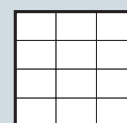


Compact 27 - 40 champs

Plateau

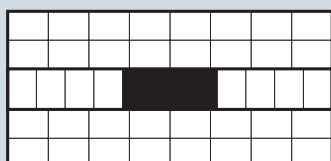


Tiroir



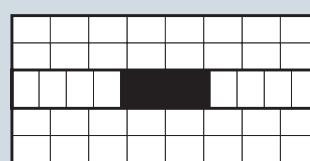
Compact 37 - 40 champs

Plateau




Compact 47 - 55 champs

Plateau




Tiroir




Compact 50 - 48 champs

Plateau




Compact 62 - 68 champs

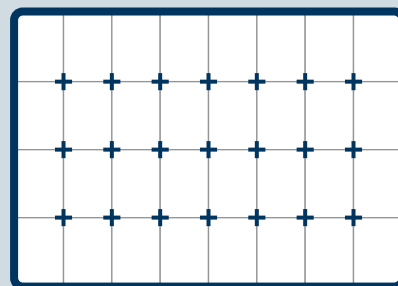
Plateau



Tiroir



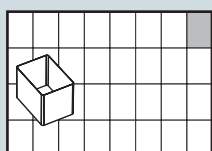
Godets pour Tiroir 250-3



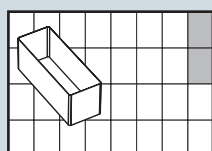
Le Tiroir se divisent en 32 champs

Ci-après les godets qui peuvent être utilisés ainsi que les champs qu'ils pourront couvrir dans le fond de la Tiroir.

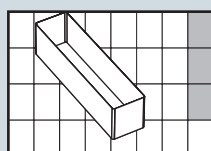
Godets série 55



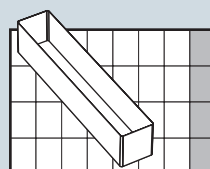
A9-1



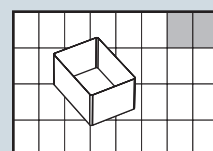
A9-2



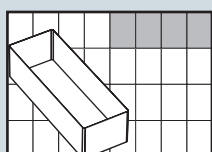
A9-3



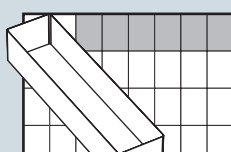
A9-4



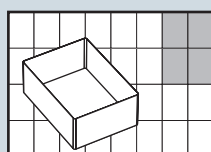
A8-1



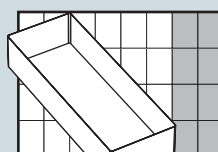
A8-2



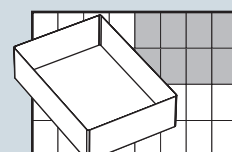
A8-3



A7-1

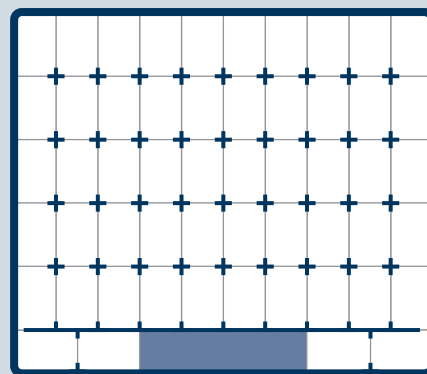


A7-2



A6-1

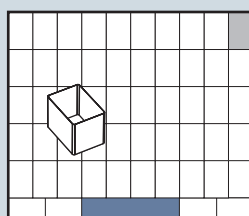
Godets pour ToolCase - Plateau 55 XL



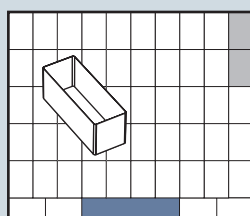
Le Plateau 55 XL se divise en 54 champs

Ci-après les godets qui peuvent être utilisés ainsi que les champs qu'ils pourront couvrir dans le fond de la Toolcase

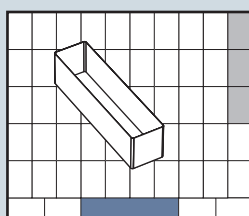
Godets série 55



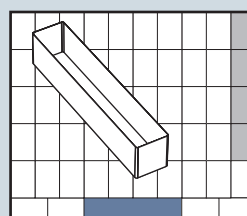
A9-1



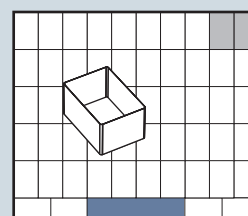
A9-2



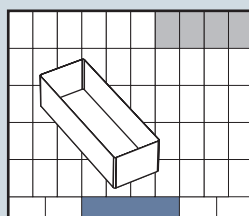
A9-3



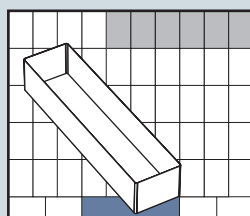
A9-4



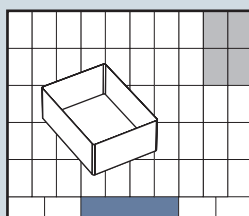
A8-1



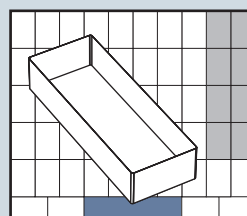
A8-2



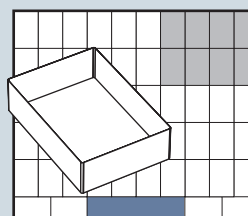
A8-3




A7-1




A7-2



A6-1

 raaco Godets - Vous créez vous-même la vue d'ensemble et l'ordre





raaco - systèmes de rangement professionnels depuis 1956



raaco France • 13 Burospace • F-91572 Bièvres Cedex
Tel: +33 1 60 19 24 44 • Fax: +33 1 60 19 24 06 • frmail@raaco.com • www.raaco.com